

COURSE MAP





1

PAR 4




'OUT'

A WIDE FAIRWAY AWAITS THE FIRST DRIVE OF THE DAY. AIM AT THE TREES IN THE MIDDLE TO SET UP A GOOD APPROACH SHOT TO THE BUNKERFREE GREEN — AND MAYBE THE FIRST BIRDIE OF THE DAY.



PAR 3



'THE OLD NURSERY'

DECEPTIVE PAR 3 WHERE CLUB SELECTION IS IMPORTANT AS THE GREEN SLOPES AWAY ON THE FRONT. DON'T BE SHORT OF THE GREEN.





3




'DIRE STRAITS'

PAR 4 DECISION TIME! THE EASIEST TEE SHOT IS RIGHT OF THE TREES IN THE MIDDLE OF THE FAIRWAY BUT IT LEAVES YOU WITH A MORE DIFFICULT APPROACH. IF YOU DARE, GO LEFT OF THE TREES FOR A BETTER APPROACH ANGLE TO THE GREEN



- 276
- 245
- 203
- 190
- 155

- 237
- 206
- 164
- 151
- 116



'HEATHER HILLS'

A TEE SHOT TO THE LEFT SIDE OF THE FAIRWAY GIVES YOU AN IDEAL ANGLE AND VIEW OF THE GREEN. FROM THE RIGHT SIDE OF THE FAIRWAY THE APPROACH SHOT IS BLIND.

PAR 4



275
247
235
193
182

245
217
205
163
152

91
122
142
137
162
182
194
201
220

39
27
7
8

364 337 325 289 279

5 

PAR 4



'TROUBLED WATER'

THE FAIRWAY SLOPES FROM LEFT TO RIGHT. DEPENDING ON THE PIN POSITION THIS HOLE CAN PLAY VERY DIFFERENTLY. A DIFFICULT GREEN TO HIT AS ANYTHING SHORT IS IN THE WATER AND EVERYTHING LONG IS IN TROUBLE.



6



PAR 3

'THE WALL'

A BEAUTIFUL AND CHALLENGING PAR 3 WHERE THE RIGHT CLUB SELECTION IS ABSOLUTELY CRUCIAL.

TRY TO JUDGE THE WIND AS IT OFTEN MEANS THE DIFFERENCE BETWEEN ENDING UP ON THE GREEN OR IN THE WATER.



'LONG'

HIT IT LONG AND STRAIGHT AND THERE SHOULD BE NO PROBLEMS.

TRY TO AVOID MISSING THIS LONG GREEN ON

THE RIGHT SIDE AS THE RECOVERY IS

DIFFICULT.


PAR 5




PAR 3

'THE SIREN'

ONE TO REMEMBER! DON'T BE SEDUCED BY THE BEAUTY OF THIS HOLE AS THIS SHORT AND SPECTACULAR PAR 3 STILL PUTS UP A FIGHT! BE CAREFUL ATTACKING A PIN ON THE LEFT SIDE OF THE GREEN.





- 275
- 247
- 232
- 179
- 172

- 216
- 188
- 173
- 120
- 113



‘TAURUS’
 DON'T LET THE BEAUTIFUL VIEW OF THE HEATHER AND THE TAURUS MOUNTAINS DISTRACT YOU FROM THE CHALLENGE THAT LIES AHEAD. A TEE SHOT TO THE RIGHT SIDE OF THE FAIRWAY IS A MUST TO GET A GOOD VIEW AND ANGLE TO THE GREEN.



10



496



475



462




429



394

PAR 5

WC
HALF
WAY



259
236
223
158
150

47

84

99

117

156

184

174

216

223

233

262

273

293

'THE PLANK'

LONG HITTERS CAN REACH THE GREEN IN TWO — BUT BE CAREFUL AS WATER IS ALWAYS CLOSE! A GOOD BIRDIE CHANCE IF YOU CAN KEEP DRY.


'THE KRAKEN'

SPECTACULAR TEE SHOT TO A FAIRWAY THAT SITS BETWEEN THE FOREST AND THE LAKE. FINDING THE FAIRWAY IS A MUST TO SET UP A GOOD BIRDIE CHANCE - AND AS THIS IS A SHORT HOLE THERE IS NO NEED TO HIT THE DRIVER

PAR 4



- 249
- 240
- 217
- 198
- 177





12

498 475 463 434 386

PAR 5

'SQUARE'

A BEAUTIFUL AND NATURAL GOLF HOLE WHICH DOGLEGS ACROSS THE RIDGE. KEEP THE TEE SHOT JUST RIGHT OF THE TREES IN THE CENTER OF THE FAIRWAY FOR THE SHORTEST ROUTE TO THE GREEN.

249
225
213
182
137



13
PAR 4

373 353 328 309 280

'THE CENTAUR'

THIS DOWNHILL TEE SHOT PLAYS INTO A FAIRWAY WHICH IS SPLIT IN TWO BY A STEP. KEEP ON THE HIGHER RIGHT SIDE OF THE FAIRWAY TO GET THE BEST ANGLE AND VIEW OF THIS TRICKY GREEN.



260
240
230
212
171



157 142 127 127 109

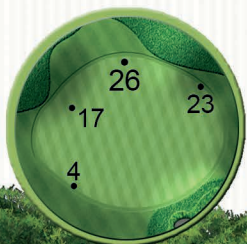
14



PAR 3

'COFFIN'

THIS UPHILL PAR 3 REQUIRES AN EXTRA CLUB AS YOU DO NOT WANT TO BE SHORT. ALL SHORT SHOTS WILL ROLL BACK INTO THE 'COFFIN' SHORT OF THE GREEN.



- 127
- 127
- 142
- 157



15

494
 460
 445
 430
 374

“GREED”

PAR 5

TRUE RISK AND REWARD HOLE. THIS SHORT PAR 5 IS REACHABLE IN TWO BUT DEMANDS GREAT ACCURACY. DON'T BEE TOO GREEDY OR LOSE YOUR CONCENTRATION!



Lay-up Distances

From	To A
295	247
286	238
275	227
266	218
255	207
246	198

301
 288
 280
 275
 213

A -34 49
 -67 81
 96
 136 126
 159 166
 196 206
 235
 255 246 -
 275 266
 295 286

24
 20 12 18
 3

'BOSPHORUS'

REQUIRES TWO STRONG SHOTS TO REACH THE PROTECTED GREEN. A TEE SHOT CLOSE TO THE BUNKERS ON THE RIGHT SIDE OF THE FAIRWAY LEAVES AN EASIER ANGLE INTO THE GREEN.

PAR 4



- 285
- 262
- 245
- 235
- 199

- 242
- 219
- 202
- 192
- 156


61
98
118
160
140
148
161
181
188
200
240




17

 406
  378
  366
  324
  297

PAR 4



'JAVELIN'

AN ACCURATE TEE SHOT IS REQUIRED TO
 FIND THE FAIRWAY AVOIDING THE LAKE AND TREES
 ON YOUR LEFT SIDE AND HEAVY FOREST AND
 BUNKERS ON YOUR RIGHT SIDE.
 THE WHOLE ENDS IN A GREEN THAT
 SLOPES IN ALL DIRECTIONS.



18

410 390 343 331 305

PAR 4

'HOME'

ALMOST HOME. AVOID THE LAKE AND TREES ON YOUR LEFT AND THERE IS ROOM ENOUGH IN THE FAIRWAY TO HIT A BIG DRIVE BEFORE TRYING TO REACH THE FINAL GREEN WHICH SITS SLIGHTLY ELEVATED IN A BEAUTIFUL NATURAL GREEN LOCATION SURROUNDED BY NATURAL AMPHITHEATRE AND OLD PINE TREES =

245
227
204
196
154

